



My Jobs List


Monday




Tuesday




Wednesday




Thursday




Friday



Saturday



Sunday



Chore chart, example 1

Print and laminate the resource, you can then use a whiteboard marker to write in chores for each day, if appropriate you can add monetary value to each day. If the chore is complete the money stays on the chart, if not the money is removed, the chart is then 'cashed in' at the end of the week. If money is not appropriate simply tick the day if chores are completed and this can be traded in for a reward at the end of the week e.g. pick the dinner night.



My points this week are

Full points=

20+points=

10+points=

Less than

10points=



My Chore Chart



Mon	Tues	Wed	Thur	Fri	Sat	Sun
-----	------	-----	------	-----	-----	-----

1							
2							
3							
4							

1 token=1 point

Hoover
Downstairs



Fold Clothes



Tidy away
toys



Hoover
Upstairs



Tidy your
Bedroom



Set dinner
Table




Wash
dishes



Wipe Kitchen
Boards



Water
plants



Make your
bed



Walk Dog



Clean
Windows



Brush Teeth



Top up dogs
Food and
water




Put clean dishes
Back in
cupboard



Do school
Work



Bring washing
Basket
downstairs



Get
dressed





Chore chart, example 2

Print and laminate the resource, you can add in the chores listed or write your own with a whiteboard marker. When the child completes the chore they can pick a token for their chart, if chore isn't completed leave blank, by the end of the week you can count the points/tokens. Full points would hold a higher value compared to getting 10 points, you can decide the rewards.